

# TETRAHEDRON: ASYMMETRY

## Instructions to contributors

Please follow these instructions carefully to ensure that the review and publication of your paper is as swift and efficient as possible. These notes may be copied freely.

*Tetrahedron: Asymmetry* publishes communications, articles and reports on all aspects of asymmetry in organic, inorganic, organometallic, physical and bioorganic chemistry.

COMMUNICATIONS provide rapid publication of important new contributions; they must be no longer than four printed pages (including artwork) and should not contain an experimental section. A statement should be included concerning the characterisation of new compounds.

ARTICLES describe original research of high quality and timeliness in the field of asymmetry.

REPORTS reviewing topics of current relevance will generally be specially commissioned; however, suggestions for topics and authors are welcomed by the Editors.

### Journal policy

The language of submission is English. Papers are submitted on the understanding that the subject matter has not been previously published and is not being submitted elsewhere. Authors must accept full responsibility for the factual accuracy of the data presented and should obtain any authorization necessary for publication. All papers are sent to referees who advise the Editor on the matter of acceptance in accordance with the high standards required. Referees' names are not disclosed, but their views are forwarded by the Editor to the authors for consideration. Authors are encouraged to suggest the names of suitable referees.

### Manuscript preparation

**Graphical abstract:** Authors must supply a graphical abstract when the paper is first submitted. The abstract should summarize the contents of the paper in a concise, pictorial form useful for rapid scanning of the journal. The manuscript title, authors and affiliations should be identical to those in the main paper. An example can be found in the journal following these instructions. Please note that graphical abstracts must fit within the area shown in the example.

**Stereochemistry abstracts:** For each important chiral compound authors are requested to supply a camera-ready stereochemistry abstract detailing structure, name, formula and all available stereochemical information for eventual incorporation into a database. An abstract for only one enantiomer per compound is required. An example follows these instructions.

**General requirements:** Manuscripts should be printed double spaced, on one side of the page only, using black type on good quality white paper. Pages must be numbered. The corresponding author's full mailing address, plus phone and fax numbers and e-mail address should be included. The manuscript should be compiled in the following order: Title, Authors, Affiliations, Abstract, Introduction, Results, Discussion, Conclusion, Experimental, References, Tables, Figures, Schemes, Captions. Authors are requested to examine an issue from Volume 12 (2001) for further details of style points.

**Title:** The title should be brief, specific and rich in informative words; it should not contain any literature references or compound numbers.

**Authors and affiliations:** Where possible, supply given names, middle initials and family names for complete identification. Use superscript lower case letters to indicate different addresses, which should be as detailed as possible, and must include the country name. The corresponding author should be indicated with an asterisk, and contact details should be placed in a footnote. Information relating to other authors (e.g. present addresses) should be placed in footnotes indicated by the appropriate symbols (see below).

**Abstract:** Authors must include a short abstract that states briefly the purpose of the research, the principal results and major conclusions. References and compound numbers should not be mentioned in the abstract unless full details are given.

**Text:** Text should be subdivided in the simplest possible way consistent with clarity. Headings and subheadings should reflect the relative importance of the sections, and all headings should be numbered. Ensure that all tables, figures and schemes are cited in the text in numerical order. The preferred position for chemical structures should be indicated. Trade names should have an initial capital letter, and trademark protection should be acknowledged in the standard fashion, using the superscripted letters TM and R for trademarks and registered trademarks, respectively. All measurements and data should be given in SI units where possible, or other internationally accepted units. Abbreviations should be used consistently throughout the text, and all nonstandard abbreviations should be

defined on first usage. Authors are requested to draw attention to hazardous materials or procedures by adding the word CAUTION followed by a brief descriptive phrase and literature references if appropriate. The experimental section should be as concise as possible, while containing all the information necessary to guarantee reproducibility.

**References:** In the text references should be indicated by superscript Arabic numerals which run consecutively through the paper and appear after any punctuation; ensure that all references are cited in the text and vice versa. The reference list should contain only literature references; other information (e.g. experimental details) should be placed either within the body of the text, or as a footnote to the text. Each reference should contain only one literature citation. Authors are expected to check the original source reference for accuracy. Journal<sup>1</sup> titles should be abbreviated according to American Chemical Society guidelines. Inclusive pagination is strongly recommended. Book references<sup>2,3</sup> should cite author(s), chapter title (if applicable), editor(s), book title, edition/volume, publisher location, publisher name, date and pages. Examples, including a thesis citation,<sup>4</sup> are shown below.

1. Barton, D. H. R.; Yadav-Bhatnagar, N.; Finet, J.-P.; Khamsi, J. *Tetrahedron Lett.* **1987**, *28*, 3111–3114.
2. Katritzky, A. R. *Handbook of Organic Chemistry*; Pergamon Press: Oxford, 1985; pp. 5386.
3. Smith, D. H.; Masinter, L. M.; Sridharan, N. S. In *Heuristic DENDRAL: Analysis of Molecular Structure*; Wipke, W. T.; Heller, S. R.; Feldmann, R. J.; Hyde, E., Eds. Computer representation and manipulation of chemical information. John Wiley: New York, 1974; pp. 287–298.
4. Cato, S. J. Ph.D. Thesis, University of Florida, 1987.

**Footnotes:** Footnotes should appear at the bottom of the appropriate page and be indicated by the following symbols: \*, †, ‡, §, ¶, ||.

### Tables

All tables should be cited in the text, and numbered in order of appearance with Arabic numerals. The caption should appear on the same line as the table number, e.g.

Table 1. This is the table caption

All table columns should have a brief explanatory heading and where appropriate, units of measurement. Vertical lines should not be used. Footnotes to tables should be typed below the table, each on a separate line, and should be referred to by superscript letters.

### Artwork

Figures, schemes and equations must be cited in the text and numbered in order of appearance with Arabic numerals. Other graphics, such as structures, do not need to be numbered, but please indicate in the text where these are to appear. All graphics (including chemical structures) must be provided at the actual size that they are to appear (single-column width is 8.4 cm, double-column width is 17.7 cm). Please arrange schematics so that they fill the column space (either single or double), so as not to leave a lot of unused white space. Please ensure that all illustrations within a paper are consistent in type, quality and size. Captions should not be included as part of the graphic; instead all captions should be supplied at the end of the text. Reagents and conditions (unless incorporated into the actual schematic) should also be labelled with the figure or scheme number, and the corresponding author's name.

To help author's provide actual size graphics, it is suggested that the following settings be used with CSC ChemDraw™ and ISIS DRAW™: font 10 pt Helvetica, chain angle 120°, bond spacing 18% of length, fixed length 14.4 pt (0.508 cm), bold width 2.0 pt (0.071 cm), line width 0.6 pt (0.021 cm), margin width 1.6 pt (0.056 cm), and hash spacing 2.5 pt (0.888 cm). Compound numbers should be in boldface. With these settings, to ensure a proper size, the graphic must be printed at 70%. In order to accurately design schematics to print out at the proper width with the reduction, the original drawing cannot exceed a column width of 12.0 cm (for single column) and 25.0 cm (for double column). To produce

**The contents of papers are the sole responsibility of the authors, and publication shall not imply the concurrence of the Editors or Publisher.**

a double column width landscape mode will need to be used. Layout design is facilitated if authors submit their original artwork in the actual size to be published. Please save graphics as an Encapsulated PostScript file (EPS) or a Tagged Image File Format (TIFF), as well as the program the graphic was originally drawn in. For more details on the preparation and submission of artwork, please visit [www.authors.elsevier.com](http://www.authors.elsevier.com)

**Photographs:** Four sets of original photographs should be supplied; please note that photocopies of photographs are not acceptable.

**Colour:** Colour figures may be printed in the journal at no charge to the author, provided that the Editor considers the colour necessary to convey scientific information. Colour figures should be supplied in hard copy format, ready for reproduction at 75%, and if possible also in electronic format as JPEG files (minimum 300 dots per inch).

#### Journal conventions

**Nomenclature:** Authors will find the following reference book useful for recommended nomenclature. It is the responsibility of the author to provide correct chemical nomenclature.

Rigaudy, J.; Klesney, S. P. *IUPAC Nomenclature of Organic Chemistry*; Pergamon Press: Oxford, 1979.

**X-Ray crystallographic data:** Prior to submission of the manuscript, the author should deposit crystallographic data for organic and metal-organic structures with the Cambridge Crystallographic Data Centre. The data, without structure factors, should be sent by e-mail to: [deposit@ccdc.cam.ac.uk](mailto:deposit@ccdc.cam.ac.uk), as an ASCII file, preferably in CIF format. Hard copy data should be sent to CCDC, 12 Union Road, Cambridge CB2 1EZ, UK. A checklist of data items for deposition can be obtained from the CCDC Home Page on the World Wide Web (<http://www.ccdc.cam.ac.uk/>) or by e-mail to: [fileserv@ccdc.cam.ac.uk](mailto:fileserv@ccdc.cam.ac.uk), with the one-line message, sendme checklist. The data will be acknowledged, within three working days, with one CCDC deposition number per structure deposited. These numbers should be included with the following standard text in the manuscript: Crystallographic data (excluding structure factors) for the structures in this paper have been deposited with the Cambridge Crystallographic Data Centre as supplementary publication numbers CCDC..... . Copies of the data can be obtained, free of charge, on application to CCDC, 12 Union Road, Cambridge CB2 1EZ, UK [fax: +44(0)-1223-336033 or e-mail: [deposit@ccdc.cam.ac.uk](mailto:deposit@ccdc.cam.ac.uk)]. Deposited data may be accessed by the journal and checked as part of the refereeing process. If data are revised prior to publication, a replacement file should be sent to CCDC.

**Characterization of new compounds:** All new compounds should be fully characterized with relevant spectroscopic data. Microanalyses should be included whenever possible. Under appropriate circumstances high resolution mass spectra may serve in lieu of microanalyses, if accompanied by suitable NMR criteria for sample homogeneity.

**Supplementary material:** Concise supplementary material may be provided for review purposes only. Supplementary material will only be published at the Editor's discretion.

#### Copyright guidelines

All authors must sign the 'Transfer of Copyright' agreement before the article can be published. This transfer agreement enables Elsevier Science Ltd to protect the copyrighted material for the authors, but does not relinquish the author's proprietary rights. The copyright transfer covers the exclusive rights to reproduce and distribute the article, including reprints, photographic reproductions, microfilm or any other reproductions of similar nature and translations, and includes the right to adapt the article for use in conjunction with computer systems and programs, including reproduction or publication in machine-readable form and incorporation in retrieval systems. Authors are responsible for obtaining from the copyright holder permission to reproduce any figures for which

copyright exists. Please note that photocopied signatures are not acceptable. Transfer of copyright agreement forms will be sent to the corresponding author following acceptance of the manuscript.

#### Online submission of manuscripts

Tetrahedron: *Asymmetry* manuscripts can be submitted using the TetSubmit online submission and review environment. Authors are required to go to the website and upload their article and its associated artwork. A PDF file is generated and the reviewing process is carried out using that PDF. All correspondence between editor and author is performed by e-mail. Authors are, however, legally obliged to sign and return a physical transfer of copyright form by conventional mail.

To submit your papers online, please go to <http://www.tetsubmit.com>

Templates are provided in order to allow authors to view their paper in a style close to the final printed form. Their use is optional.

All manuscripts will be fully typeset from the author's electronic files. It should be noted that due to defined typesetting standards and the complex requirements of electronic publishing, the Publisher will not always be able to exactly match the layout the author has submitted. The template is only intended to be used in assisting with the preparation and submission of manuscripts.

It should be noted that use of the journal template is not a requirement and its adoption will neither speed nor delay publication. Elsevier can handle most major word processing packages and in general most formatting applied by authors for style and layout is replaced when the article is being typeset.

#### Mail submission of manuscripts

Manuscripts, including graphical and stereochemistry abstracts, may be submitted in the following ways listed in order of strong preference: (1) as attached documents by e-mail with concurrent top hard copy by mail; (2) by fax with concurrent top hard copy and electronic version on disk by mail; (3) by mail as one hard copy and in electronic format on disk; (4) by mail as one hard copy. It is important that the electronic file and the accepted printout are identical. The following information is required if available: e-mail address, telephone number, fax number, computer type used (PC/Mac), word processing package, drawing programme.

**Submissions from Japan and other Asian countries,** Professor T. Hayashi, Department of Chemistry, Faculty of Science, Kyoto University, Kyoto 606, Japan. Fax: +81 75 753 3988; e-mail: [thayashi@kuchem.kyoto-u.ac.jp](mailto:thayashi@kuchem.kyoto-u.ac.jp)

**Submissions from the Americas,** Professor K. Burgess, Department of Chemistry, Box 30012, Texas A&M University, College Station, TX 77841-3012, USA (regular mail) or Department of Chemistry, Room 14, Texas A&M University, College Station, TX 77842-3255, USA (express mail). Fax: +1 979 845 8839; e-mail: [burgess@tamu.edu](mailto:burgess@tamu.edu)

**All other submissions,** Professor S. G. Davies, Dyson Perrins Laboratory, South Parks Road, Oxford OX1 3QY, UK. Fax: +44 (0) 1865 275633; e-mail: [asymm@chem.ox.ac.uk](mailto:asymm@chem.ox.ac.uk)

#### Proofs

All authors will receive proofs by e-mail or fax and are expected to return these with corrections as quickly as possible, normally within 24 hours of receipt.

#### Offprints

The principal author will be sent 25 free offprints. Additional offprints can be ordered when the paper is accepted. Correspondence regarding offprints should be directed to: Global Author Support, Elsevier Science Ireland Ltd, Elsevier House, Brookvale Plaza, East Park, Shannon, Co. Clare, Ireland; e-mail: [authorsupport@elsevier.com](mailto:authorsupport@elsevier.com)

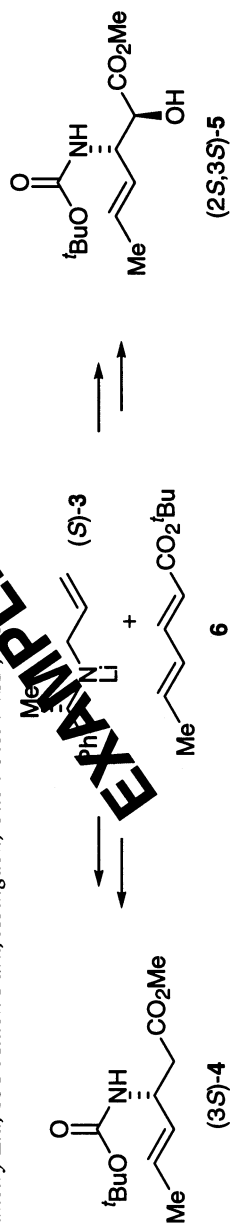
#### Page charges

None.

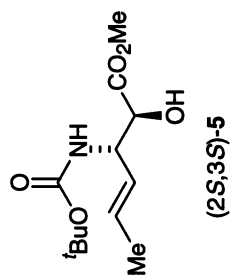
Graphical abstracts

LEAVE BLANK

The use of lithium ( $\alpha$ -methylbenzyl)allylamide for the asymmetric synthesis of unsaturated  $\beta$ -amino acid derivatives  
 S. G. Davies,<sup>a,\*</sup> D. R. Fenwick<sup>a</sup> and O. Ichihara<sup>b</sup>  
<sup>a</sup>Dyson Perrins Laboratory, University of Oxford, South Parks Road, Oxford OX1 3QX, UK  
<sup>b</sup>Oxford Asymmetry Ltd, 151 Milton Park, Abingdon, Oxon OX14 4SD, UK



Tetrahedron: Asymmetry 8 (1997) 3387



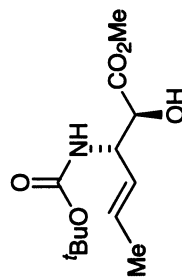
PLEASE TYPE ONLY WITHIN THE DOTTED LINES

Stereochemistry abstracts

LEAVE BLANK

*Tetrahedron: Asymmetry* 8 (1997) 3387

S. G. Davies,\* D. R. Fenwick and O. Ichihara



C<sub>12</sub>H<sub>21</sub>NO<sub>5</sub>

Methyl (2*S*,3*S*)-(E)-3-(*N*-*tert*-butoxycarbonyl)amino-2-hydroxyhex-4-enoate

EXAMPLE

Ee = 100%  
[α]<sub>D</sub><sup>24</sup> = +15.5 (c 1.50, CHCl<sub>3</sub>)  
Source of chirality: asymmetric synthesis  
Absolute configuration: (2*S*,3*S*)

PLEASE TYPE ONLY WITHIN THE DOTTED LINES